



360COUNTER

e-Resource Assessment Service

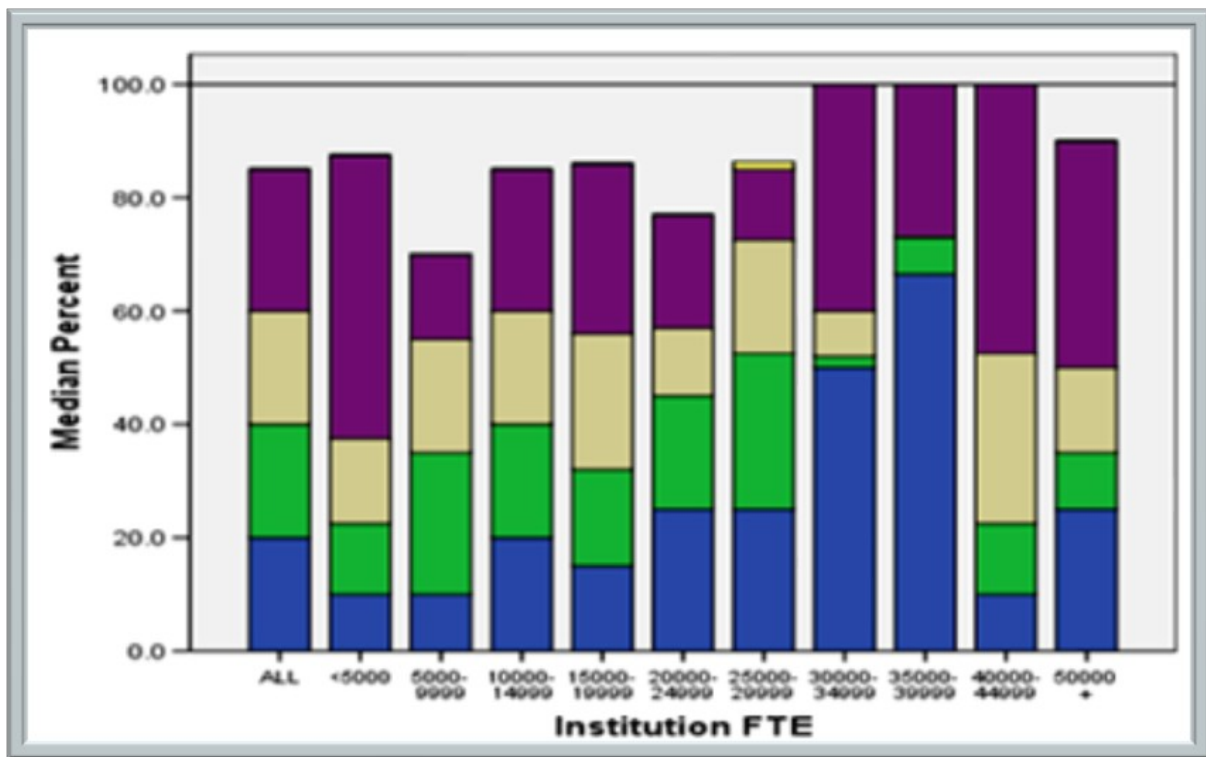
Co přináší 360 COUNTER?


- ✓ agreguje statistiky ve formátu COUNTER od vydavatelů
- ✓ automatické stahování a aktualizace statistik
- ✓ kombinuje je s údaji o nákladech na e-zdroje z 360 Resource Manageru – umožňuje stanovit „cenu za kliknutí“
- ✓ využívá znalostní databázi Serials Solutions KnowledgeWorks k agregaci podle titulů
- ✓ poskytuje analytický nástroj - tvorba tabulek a grafů
- ✓ archivuje data


Proč knihovny analyzují statistiky využití?


- Využití statistických dat podle průzkumu University of Tennessee
 - **93,5 %** - rozhodování o předplatných
 - **86 %** - obhájení výdajů
 - **65 %** - vykazování

Způsob, jakým knihovníci analyzují data




 Hodnocení a analýza

 Manuální práce

 Manipulating

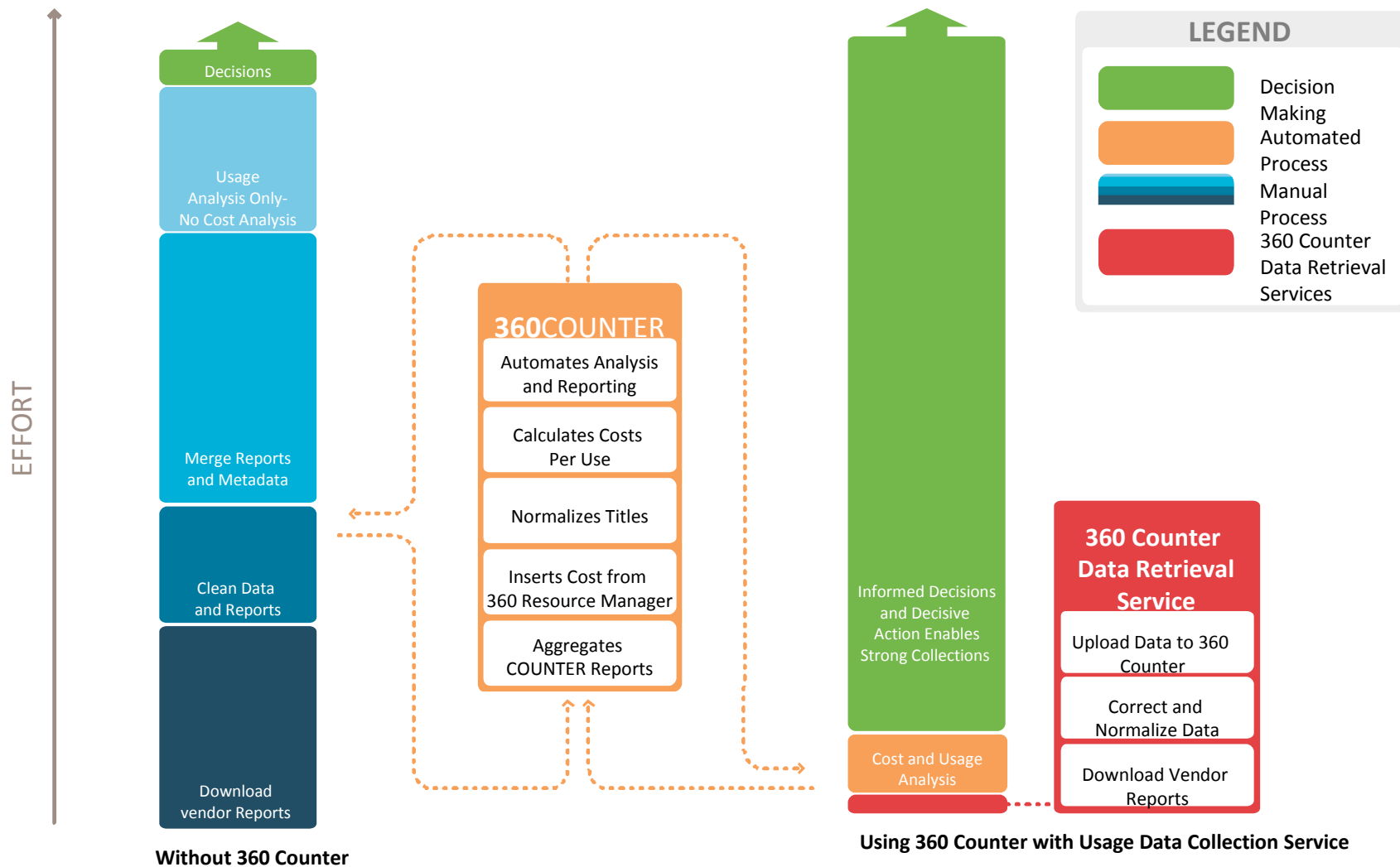
 Reforming

 Downloading

Průměrně
40 až 60 hodin za
jedno období

Vendor Usage Data Survey – Gayle Baker & Eleanor Read

Efektivnější využití Vašeho času...



Šetří čas a námahu...

Automatické získávání statistik pomocí DRS

- ✓ Pravidelné stahování statistik
- ✓ Vyčištění dat
- ✓ Archivace dat

Agregace a archivace COUNTER reportů

- ✓ Vždy k dispozici
- ✓ Široké možnosti přizpůsobení a náhledů na data

Jednoduché sdílení a ukládání

- ✓ Výkazy, grafy, tabulky
- ✓ Neomezené množství uživatelských účtů

Zkušenosti uživatelů

“S 360 COUNTERem mohu rychle a jednoduše vytvářet výkazy pro jakékoliv období: fiskální rok, kalendářní rok nebo semestr. Díky tomu můžeme snadněji určit, které informační zdroje jsou pro nás přínosné.”

Katy Silberger – Marist College



360 COUNTER

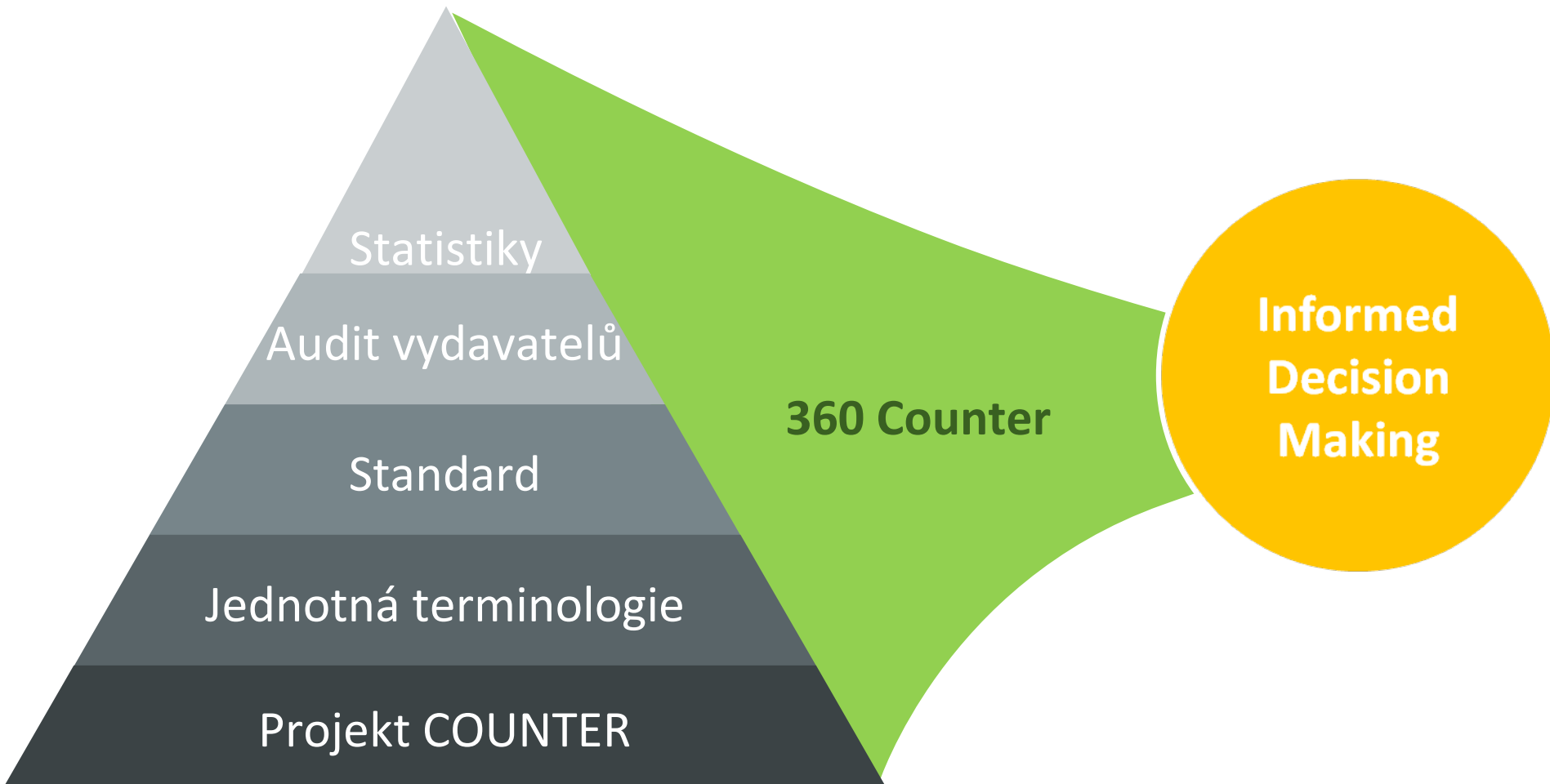
Jak COUNTER funguje?

Projekt COUNTER

The Standards

The Tool

The Result



Získávání statistik od vydavatelů

Určete si, o které výkazy máte zájem:

Vydavatel

Typ reportu

Frekvence

Vendor	URL for COUNTER reports	Username	Password	Additional Access Info	COUNTER Release 3									
					JR1	JR1a	JR2	DB1	DB2	DB3	BR1	BR2	BR3	
ACS Publications														
American Institute of Physics														
Company of Biologists														
Credo Reference														
CSA	http://usage.csa.com/usage/usage.php													
Ebrary														
EBSCO Publishing	http://eadmin.epnet.com/eadmin/login.aspx													
Elsevier - Engineering Village														
Emerald	http://www.emeraldinsight.com/login.htm													
Greenwood Publishing Group														

Snadný přístup do 360 Counter

SerialsSolutions 1-866-SERIALS (737-4257) [Your Account](#) | [Support Center & Online Community](#) | [Contact Us](#) | [Log Out 16071](#)

e-Catalog: All Titles Title Begins With

Home

Home

News More... AquaBrowser available through Serials Solutions for North American academic libraries (3/14/2008) Serials Solutions release: 360 Search Usage Reporting available (3/3/2008) The Blog Libific is Live! (2/15/2008)	Manage Your Data
Webinars More...	Management Tools
In Person More...	Data Summary
Products	Collections
Management	Menus
360 Consortium Edition	Alerts
✓ 360 Core	Contacts
✓ 360 Counter	Business Intelligence Tools
✓ 360 Resource Manager	360 Usage Statistics
✓ Ulrichsweb	Overlap Analysis
Discovery	Data On Demand
✓ 360 Access Control	360 Resource Manager Reports
✓ 360 Link	360 Counter
✓ 360 MARC Updates	Ulrichsweb Usage Statistics
✓ 360 Search	Administer Your Products
✓ Summon	360 Services
	View E-Journal Portal
	Administration Console
	360 Access Control
	Administration Console
	360 Link
	Administration Console
	Google Scholar Setup
	360 Search
	Administration Console
	View 360 Search
	Summon
	Administration Console
	Ulrichsweb
	Administration Console
	View Ulrichsweb
	Manage Your Library
	Client Center Accounts
	Library Settings
	View Changes
	Administrative Tools
	Services
	Library Notes
	Old Admin Toolbox Page
	TPS
	Status
	Edit All Subscribed Databases' URLs
	Preview EJP and Search Products
	Library Sales
	Page 2
	Sel Importer
	360 Link Custom Links
	Consortium Management
	TPS Search

"Serials Solutions" is a registered trademark of Serials Solutions.
©2000-2011 Serials Solutions

Zobrazení výkazů – možnost úprav, exportu, ukládání...

[Reports](#) > [360 Counter Consolidated Reports](#) > [Full Reports](#) >

Journal Holdings Report [\[Link to this Report \]](#)

Data Last Updated 08/09/2010 14:06:53

Header ▾ |
 Metric ▾ |
 View ▾ |
 Subscribe |
 Export PDF |
 Export |
 Save as ... |
 Help

Applied Filters: [[Provider/Platform: EBSCOhost,Elsevier](#)] [[Month: Jan 2009 to Jun 2009](#)] [[LibraryCode: DCS](#)] [[Uses: IS GREATER THAN 0](#)]

Authority Title 	Journal Name 	Provider/Platform 	Print ISSN 	Year 2009	
				Uses 	Cost per Use
A journal of church and state	Journal of Church & State	EBSCOhost	0021-969X	25	-
A.U.M.L.A.	A.U.M.L.A.	EBSCOhost	0001-2793	2	-
AACE International transactions	AACE International Transactions	EBSCOhost	1528-7106	2	0.27
AACE journal	AACE journal	EBSCOhost	1551-3696	14	-
AANA journal	AANA Journal	EBSCOhost	0094-6354	6	-
AAOHN journal	AAOHN J	EBSCOhost	0891-0162	2	-
ABA bank marketing	ABA Bank Marketing	EBSCOhost	1539-7890	1	0.54
ABA banking journal	ABA Banking Journal	EBSCOhost	0194-5947	5	0.11
ABA journal	ABA Journal	EBSCOhost	0747-0088	64	0.01
Abacus (Sydney)	Abacus	EBSCOhost	0001-3072	5	0.11

360 360COUNTER

Shrnutí

360 Counter: Mění data na užitečné informace

Serials Solutions
Data Retrieval
Service

Výkazy pro strategická
rozhodnutí

Vendor A: JR1, DB1




Vendor B, JR1, BR2



Vendor C: DB1 only



360 Counter
Consolidated
Reports
Platform



Architektura: Kompletní a jednotné řešení

Posuzování elektronických informačních zdrojů
a dělání strategických rozhodnutí

360 360COUNTER

Elektronické informační zdroje lze snadno spravovat
pomocí Client Centra

Znalostní báze, která je neustále aktualizována



Výhody 360 Counter

- ✓ Šetří čas a práci
- ✓ Automatické stahování statistik
- ✓ Znalostní báze Serials Solution
- ✓ Široká nabídka výkazů, možnost úprav a různých nastavení
- ✓ Jednoduché zpřístupnění výkazů dalším uživatelům
- ✓ Jednotný archiv dat
- ✓ SaaS – software jako služba



360 360COUNTER

Ukázky

Client Center

SerialsSolutions 1-866-SERIALS (737-4257) Your Account | Support Center & Online Community

e-Catalog: All Titles Title Begins With

Home

Home

News More...
Webinars More...
In Person More...
Products
Management

- 360 Consortium Edition
- ✓ 360 Core
- ✓ 360 Counter
- ✓ 360 Resource Manager
- Ulrichsweb

Discovery

- 360 Access Control
- 360 Link
- 360 MARC Updates
- 360 Search
- Summon

Manage Your Data

Management Tools

- Data Summary
- Collections
- Menus
- Alerts
- Contacts
- Data Management
- Licenses
- Notes
- Cost Data Upload
- Vendor Statistics Metadata

Business Intelligence Tools

- 360 Usage Statistics
- Overlap Analysis
- Data On Demand
- 360 Resource Manager Reports
- 360 Counter**

Administer Your Products

360 Core

- View E-Journal Portal
- Administration Console

Manage Your Library

- Library Settings
- View Changes

Přehled nahraných statistik

e-Catalog: All Titles Title Begins With

Home > 360 Counter

360 Counter

Summary View Upload Con

Sort By Upload Time Vendor All Vendors Created from: to: (Filter by vendor to view more than one year of reports.)

Status	Vendor	Report	Date Created	Time Uploaded (PST)
✓	Alexander Street Press	DB1	2/15/2011	3/1/2012 6:03:00 AM
✓	CSA	DB1	2/21/2012	2/21/2012 11:50:00 PM
✓	CSA	JR1	2/21/2012	2/21/2012 11:49:00 PM
✓	EBSCOhost	DB1	1/31/2012	2/18/2012 12:19:00 AM
✓	Thomson Reuters	DB1	1/31/2012	2/18/2012 12:13:00 AM
✓	Wiley-Blackwell	JR1	1/31/2012	2/18/2012 12:13:00 AM
✓	Springer-Verlag	JR1	1/31/2012	2/18/2012 12:12:00 AM
✓	ProQuest	JR1	1/31/2012	2/18/2012 12:12:00 AM
✓	ProQuest	DB1	1/31/2012	2/18/2012 12:11:00 AM
✓	Oxford University Press	JR1	1/31/2012	2/18/2012 12:10:00 AM
✓	JSTOR	JR1	1/31/2012	2/18/2012 12:10:00 AM
✓	Ovid	DB1	1/31/2012	2/18/2012 12:10:00 AM
✓	Ovid	JR1	1/31/2012	2/18/2012 12:10:00 AM
✓	Elsevier	JR1	1/30/2012	2/18/2012 12:09:00 AM
✓	Elsevier	DB3	1/30/2012	2/18/2012 12:09:00 AM
✓	H.W. Wilson	DB1	1/31/2012	2/18/2012 12:09:00 AM
✓	H.W. Wilson	JR1	1/31/2012	2/18/2012 12:09:00 AM
✓	Gale	JR1	1/31/2012	2/18/2012 12:09:00 AM
✓	EBSCOhost	JR1	1/31/2012	2/18/2012 12:08:00 AM
✓	CAB International	DB1	1/31/2012	2/18/2012 12:08:00 AM
✓	Cambridge University Press	JR1	1/31/2012	2/18/2012 12:08:00 AM
✓	BioOne	JR1	1/30/2012	2/18/2012 12:07:00 AM
✓	ProQuest	JR1	12/19/2011	12/20/2011 3:05:00 AM
✓	ProQuest	DB1	12/20/2011	12/20/2011 3:05:00 AM
✓	CSA	DB1	11/1/2011	11/13/2011 11:20:00 PM
✓	CSA	JR1	11/1/2011	11/13/2011 11:20:00 PM
✓	ProQuest	JR1	11/14/2011	11/13/2011 10:05:00 PM

Výběr reportů

Reports

- Reports
 - 360 Counter Consolidated Reports
 - Pre-filtered Reports
 - Full Reports
 - Journal Reports
 - Journal Holdings Report (JR1)
 - Journal Holdings Report - Fiscal Year
 - Journal Holdings Report - Zero Usage Only
 - Journal Turnaways (JR2)
 - Archived and Combined Holdings Report (JR1 and JR1a)
 - Journal Requests from an Archive (JR1a)
 - Journal Authority Titles By HILCC Subject
 - Book Reports
 - Book Holdings Report (BR1 and BR2)
 - Book Holdings Report (BR1 Only)
 - Book Holdings Report (BR2 Only)
 - Book Holdings Report - Zero Usage Only
 - Book Turnaways (BR3)
 - Book Authority Titles By HILCC Subject
 - Database Reports
 - Database Report (DB1 and DB2)
 - Service Report (for example Science Direct or Academic Universe) (DB3)
 - Title Holdings Report (JR1, BR1, and BR2)
 - Saved Reports, Counter Library

Předdefinované reporty

Reports

Reports

360 Counter Consolidated Reports

Pre-filtered Reports

Journal Reports (based on JR1 reports)

... Journals From Two or More Providers - Last 12 Months

• Analyze individual titles that come from two or more providers. Compare cost and usage and determine which provider offers the best return on investment.

... Journals With a Positive % Change in Use

• This report is configured to reveal journals whose use has risen over a period of time. It allows you to compare titles that have increased in use month-to-month, quarter-to-quarter or year-to-year.

... Journals With a Negative % Change in Use

• This report is configured to reveal journals whose use has declined over a period of time. It allows you to compare titles that have declined month-to-month, quarter-to-quarter or year to year.

... 100 Top Journals Calculated By Use

• Select one or more platforms and a month, quarter or year on the report filter page to calculate the top 100 journals used during this time period.

... 100 Most Expensive Journals Based on Cost-Per-Use

• Select one or more platforms along with a month, quarter or year on the report filter page to calculate the journals with the highest cost per use during this time period.

... Navigate Titles Alphabetically

• Use this filter to navigate your titles alphabetically and locate the one that is of specific interest.

Book Reports (based on BR1 and BR2 reports)

... Books With a Positive % Change in Use

• This report is configured to reveal books whose use has risen over a period of time. It allows you to compare titles that have increased in use month-to-month, quarter-to-quarter or year-to-year.

... Books With a Negative % Change in Use

• This report is configured to reveal books whose use has declined over a period of time. It allows you to compare titles that have declined month-to-month, quarter-to-quarter or year to year.

... 100 Top Books Calculated by Use

• Select one or more platforms and a month, quarter or year on the report filter page to calculate the top 100 books used during this time period.

Platform Reports

... Platforms With a Positive % Change in Use

• Select multiple platforms and a date range on the report filter page to calculate the platforms whose use has increased over a period of time. Compare platforms that have declined month-to-month, quarter-to-quarter or year-to-year.

... Platforms With a Negative % Change in Use

• Select multiple platforms and a date range on the report filter page to calculate the platforms whose use has declined over this time period. Compare platforms that have declined month-to-month, quarter-to-quarter or year-to-year.

Výkaz: 100 nejlepších časopisů podle využití

Applied Filters: [Month: Aug 2009 to Aug 2010 | LibraryCode: DCS] [Uses: IS AMONG TOP 100]

	Year	2009	Grand total:
Journal Name	Provider/Platform	Uses	Uses
Journal of the American Chemical Society	American Chemical Society	4,979	4,979
Macromolecules	American Chemical Society	2,813	2,813
Journal of Personality & Social Psychology	EBSCOhost	2,581	2,581
Polymer	Elsevier	2,495	2,495
Biomaterials	Elsevier	2,408	2,408
Journal of Sound and Vibration	Elsevier	1,997	1,997

Časopisy s největším % navýšením využití

Reports > 360 Counter Consolidated Reports > Pre-filtered Reports >

Journals with a positive % change in use [[Link to this Report](#)]
 Data Last Updated 09/01/2011 05:34:18

Header Metric View Subscribe Export PDF Export Save as ... Help

Applied Filters: [Month: Jan 2006 to Dec 2008] [LibraryCode: DCS]

Journal Name	2006		2007		2008		Grand total: Uses
	Uses	%Change(Uses)	Uses	%Change(Uses)	Uses	%Change(Uses)	
Science	683	530.9%	4,309	18.0%	5,086	10,078	
Business Week	165	-100.0%	-	-	3,400	3,565	
Journal of Neuroscience	-	-	-	-	3,273	3,273	
CHRONICLE OF HIGHER EDUCATION	176	-100.0%	-	-	3,021	3,197	
American Historical Review	218	850.9%	2,073	20.5%	2,497	4,788	
American Political Science Review	-	-	1,334	83.1%	2,442	3,776	
Advertising Age	90	-100.0%	-	-	2,354	2,444	
Annals of the American Academy of Political and Social Science	-	-	2,390	-16.9%	1,986	4,376	
Burlington Magazine	-	-	1,247	51.5%	1,889	3,136	
International Security	55	2,450.9%	1,403	24.7%	1,750	3,208	
Hispanic American Historical Review	57	1,510.5%	918	89.1%	1,736	2,711	
American Anthropologist	-	-	1,584	8.2%	1,714	3,298	
Art Bulletin	103	1,006.8%	1,140	36.6%	1,557	2,800	
PNAS	-	-	-	-	1,515	1,515	
Journal of Asian Studies	-	-	1,038	41.5%	1,469	2,507	
Foreign Policy	234	529.9%	1,474	-7.6%	1,362	3,070	
CongressDaily AM	-	-	-	-	1,360	1,360	
Ecology	-	-	1,406	-5.5%	1,328	2,734	
Journal of American History	33	3,915.2%	1,325	-0.1%	1,324	2,682	
Americas	46	1,737.0%	845	52.1%	1,285	2,176	
Population and Development Review	-	-	535	126.4%	1,211	1,746	
Callaloo	182	122.0%	404	199.3%	1,209	1,795	
American Economic Review	64	1,414.1%	969	21.3%	1,175	2,208	
Proceedings of the National Academy of Sciences of the United States of America	-	-	1,207	-2.7%	1,174	2,381	
MLN	158	508.2%	961	19.4%	1,147	2,266	
Hispania	-	-	1,115	2.9%	1,147	2,262	

Zobrazení výsledků podle nákladů

Reports > [360 Counter Consolidated Reports](#) >

Journal Holdings Report - (JR1 and JR2) [[Link to this Report](#)]

Data Last Updated 08/02/2010 09:35:49

Applied Filters: [[Provider/Platform: Elsevier](#)] [[Month: Jul 2007 to Jun 2009](#)] [[LibraryCode: DCS](#)] [[Uses: IS GREATER THAN 0](#)] [[Cost per Use: IS AMONG TOP 10](#)]

Year <input type="button" value="Y"/> <input type="button" value="T"/> <input type="button" value="S"/> <input type="button" value="X"/> Authority Title <input type="button" value="Y"/> <input type="button" value="T"/> <input type="button" value="S"/> <input type="button" value="X"/>	2007		2008		2009		Grand total:	
	Uses <input type="button" value="Y"/> <input type="button" value="T"/> <input type="button" value="S"/> <input type="button" value="X"/>	Cost per Use <input type="button" value="Y"/> <input type="button" value="T"/> <input type="button" value="S"/> <input type="button" value="X"/>	Uses <input type="button" value="Y"/> <input type="button" value="T"/> <input type="button" value="S"/> <input type="button" value="X"/>	Cost per Use <input type="button" value="Y"/> <input type="button" value="T"/> <input type="button" value="S"/> <input type="button" value="X"/>	Uses <input type="button" value="Y"/> <input type="button" value="T"/> <input type="button" value="S"/> <input type="button" value="X"/>	Cost per Use <input type="button" value="Y"/> <input type="button" value="T"/> <input type="button" value="S"/> <input type="button" value="X"/>	Uses <input type="button" value="Y"/> <input type="button" value="T"/> <input type="button" value="S"/> <input type="button" value="X"/>	Cost per Use <input type="button" value="Y"/> <input type="button" value="T"/> <input type="button" value="S"/> <input type="button" value="X"/>
Journal of pure and applied algebra	2	1,141.32	4	484.40	22	87.30	28	219.31
Marine geology	3	783.17	13	153.41	33	75.41	49	139.44
Biochimica et biophysica acta. Reviews on cancer	2	573.34	1	973.35	47	25.66	50	66.52
Journal of the Japanese and international economies	6	206.68	15	18.05	12	28.20	33	56.04
Journal of phonetics	-	-	10	27.48	2	175.11	12	52.08
Pharmacology, biochemistry and behavior	61	43.13	11	203.01	76	36.66	148	51.69
Review of economic dynamics	2	152.89	2	129.78	14	23.16	18	49.42
Neuropharmacology	75	31.12	16	123.83	61	40.53	152	44.66
Optics communications	8	522.81	4	887.56	264	16.54	276	43.84
Tectonophysics	40	81.55	13	213.00	166	20.82	219	43.32
Grand total:	199	99.17	89	182.52	697	28.28	985	56.54

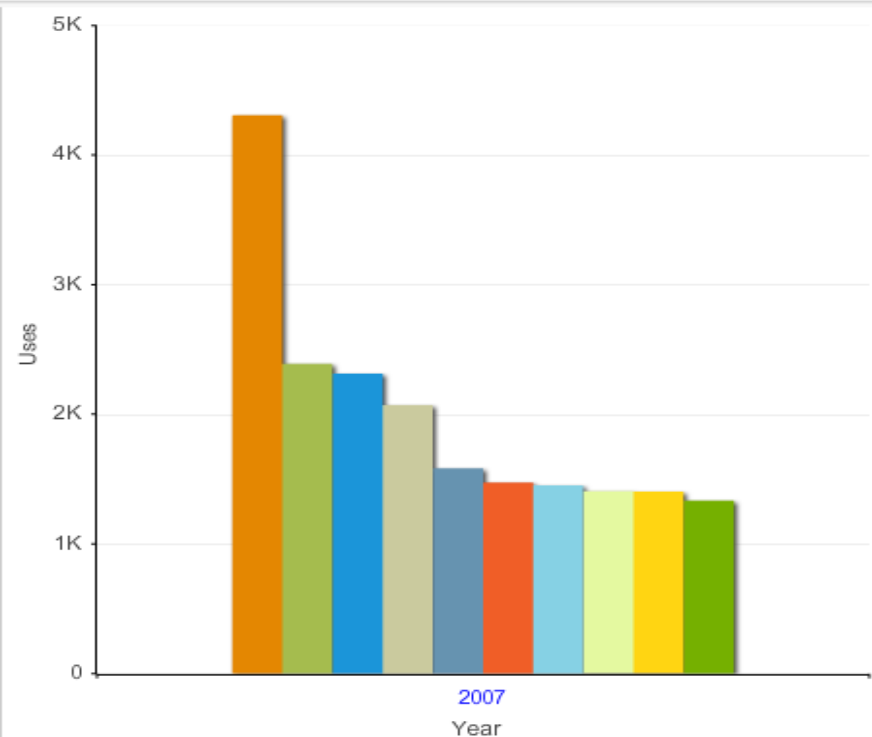
Grafy – porovnání využití vybraných časopisů

SerialsSolutions

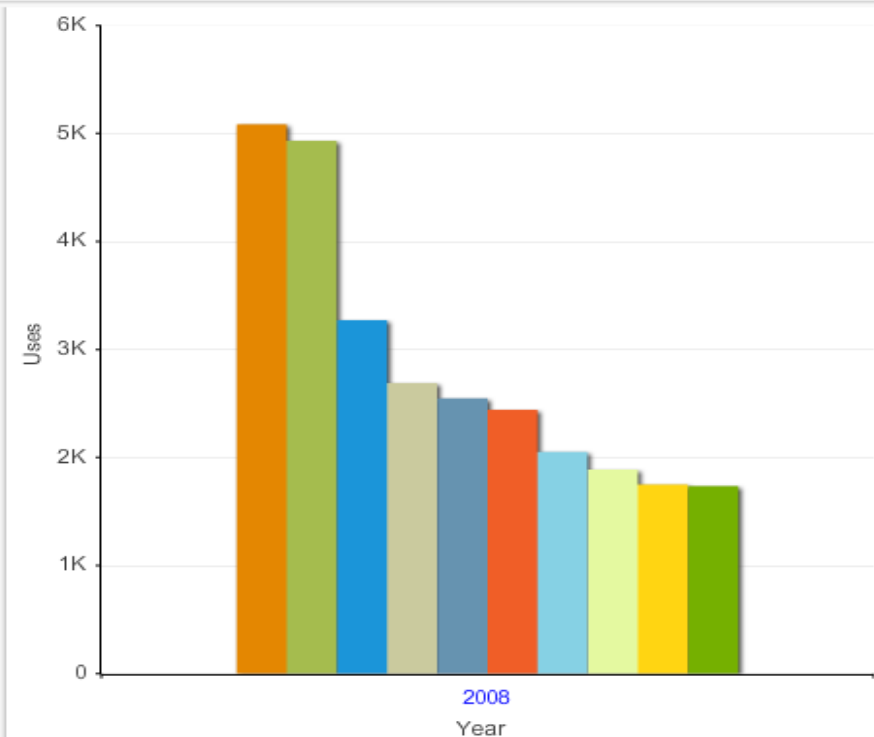
Ebsco Cost per Session Elsevier Return on Invest... New Dashboard New Dashboard (1) ProQuest database usag... Russian Review by provi...

Edit Export Properties

Top Titles, 2007 and 2008



Legend: Authority Title
■ Science (New York, N.Y.)
■ The Annals of the American Academy of Political and Social Science



Legend: Authority Title
■ Science (New York, N.Y.)
■

SerialsSolutions®

A ProQuest® Company

Děkuji za pozornost

Essential Discovery and Management Solutions
Powered by a Comprehensive Knowledgebase