



Wolters Kluwer



UpToDate® Advanced *Quick Reference Card*

Help reduce unwarranted variations in care with
the next generation of clinical decision support.

www.uptodate.com

→ What is UpToDate® Advanced?

With UpToDate® Advanced in the workflow, you can help reduce unwanted care variability for your patients

When it comes to providing consistent quality and appropriate care to patients, you have to make the right call every time, while considering the best evidence and patient preferences. This is especially important for common, chronic, and complex conditions that have multiple management, diagnosis, or treatment options, and thus the highest potential for unwarranted care variations.

Advanced content is available right within your UpToDate search results for quick and easy access:



UpToDate Pathways — Interactive guides to help make appropriate decisions related to specific clinical questions.



Lab Interpretation — Monographs to quickly help interpret abnormal lab results and choose next steps.



→ UpToDate® Pathways

→ Mobile Access

Find relevant UpToDate Pathways and Lab Interpretation monographs

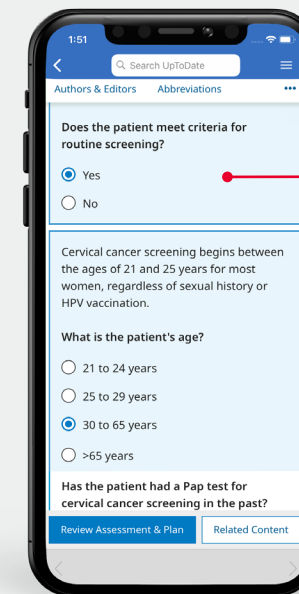
View all pathways by selecting "UpToDate Pathways" in the top navigation.

The screenshot shows the UpToDate website interface. At the top, there's a search bar with 'cervical cancer' entered. Below the search bar, there's a navigation menu with 'Contents', 'Calculators', 'Drug Interactions', and 'UpToDate Pathways'. The 'UpToDate Pathways' link is highlighted. Below the navigation menu, there's a section titled 'Showing results for cervical cancer'. On the left, there's a list of topics: 'Invasive cervical cancer: Epidemiology, risk factors, clinical manifestations, and diagnosis', 'Management of early-stage cervical cancer', and 'Management of locally advanced cervical cancer'. On the right, there's a 'Quick access for "cervical cancer"' panel. This panel has a section titled 'UpToDate Pathways' with a tree view showing 'Cervical cancer screening in resource-rich settings: screening asymptomatic women who are at average risk for cervical cancer'. An orange dot is next to this title. Below this, there's a flowchart diagram. At the bottom of the 'Quick access' panel, there's a list of links: 'Cervical cancer screening: Follow-up of a Pap test reported as "unsatisfactory"', 'Cervical cancer screening: Follow-up of a Pap test showing partially obscuring blood or inflammation', and 'Cervical cancer screening: Follow-up of a Pap test with an absent endocervical transformation zone'.

Available UpToDate Pathways commonly appear in the "Quick Access Panel" to the right of search results.

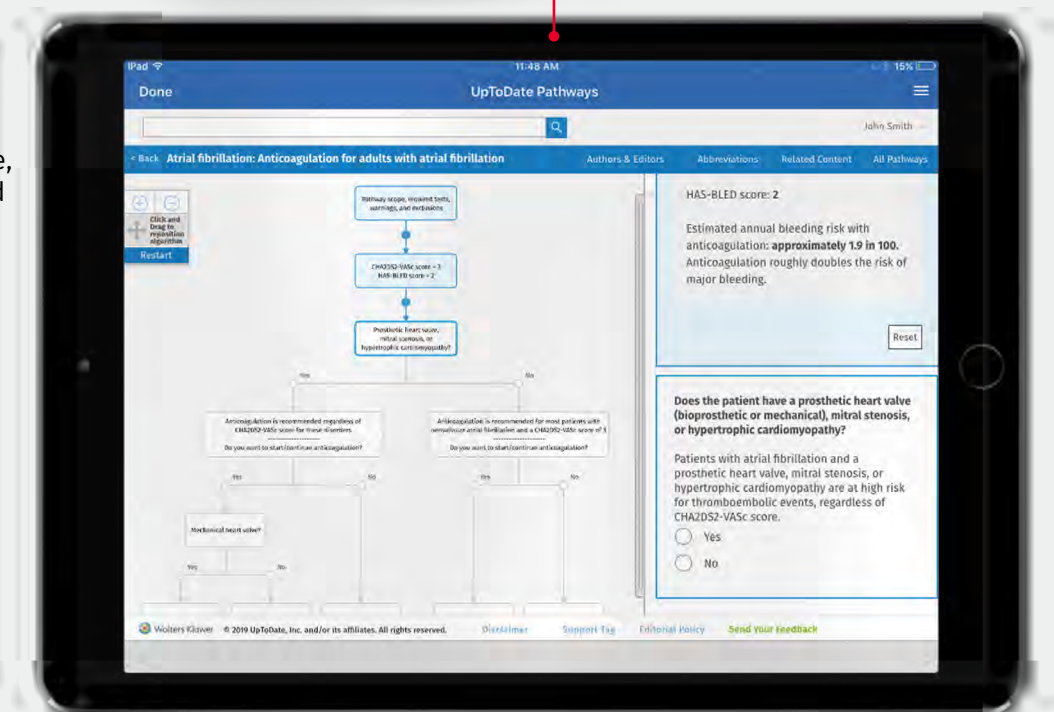
An orange dot next to the pathway title indicates that a clinically significant update has been made.

Click on the title to view the scope, required test and exclusions.

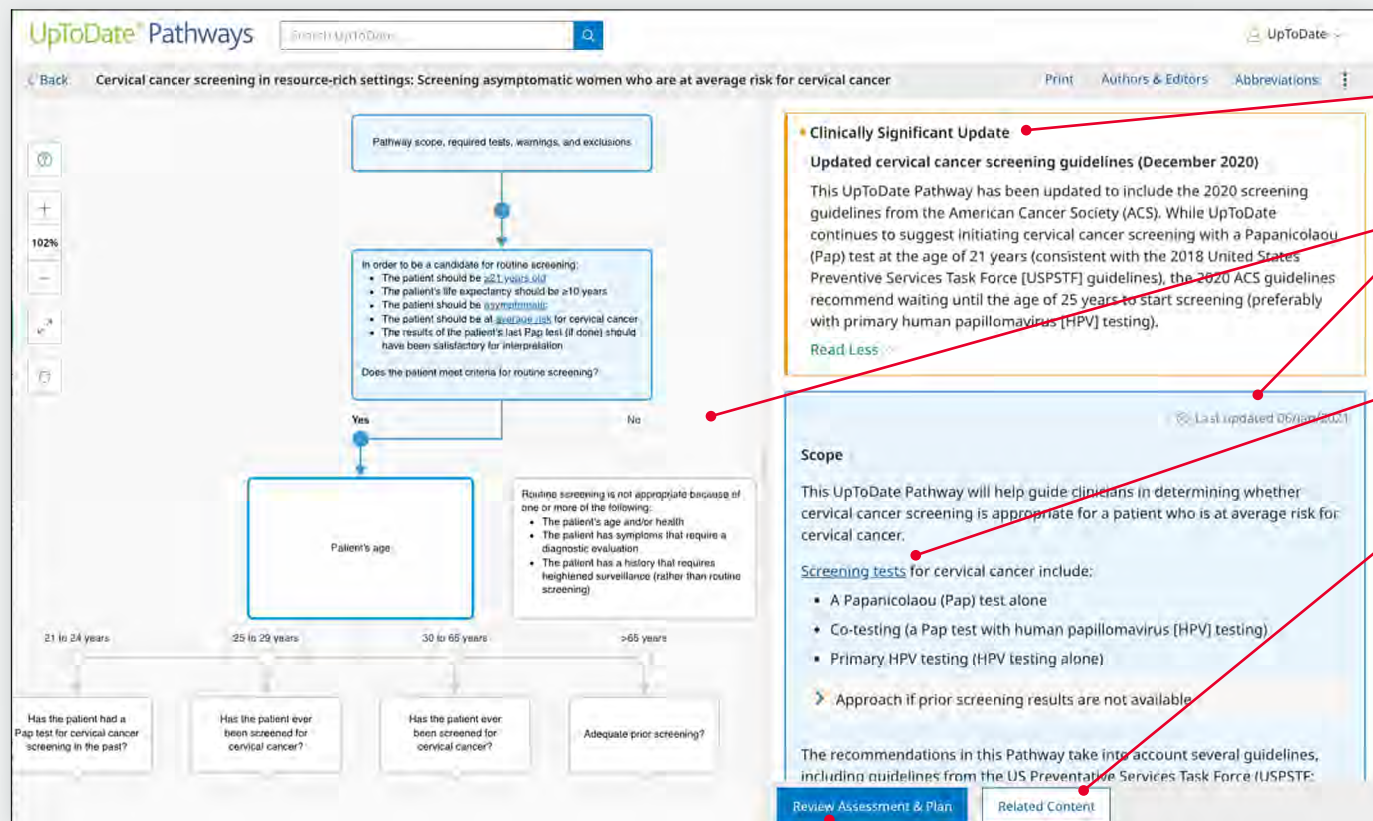


On Smartphones: UpToDate Pathways display in text-based Q&A mode.

On Tablets: Text-based Q&A and visual guide options display in landscape mode.



UpToDate® Pathways



Built-in calculators are available for quick, real-time calculations and recommendations based on scores. You can even verify the basis and the evidence for these calculations.

Once you've answered a question within a pathway, the Review Assessment & Plan button is activated and can be used at any time. This can be especially useful if you have the information you want before you've completed the pathway and wish to document it.

Clinically significant updates are prominently displayed at the top of the pathway.

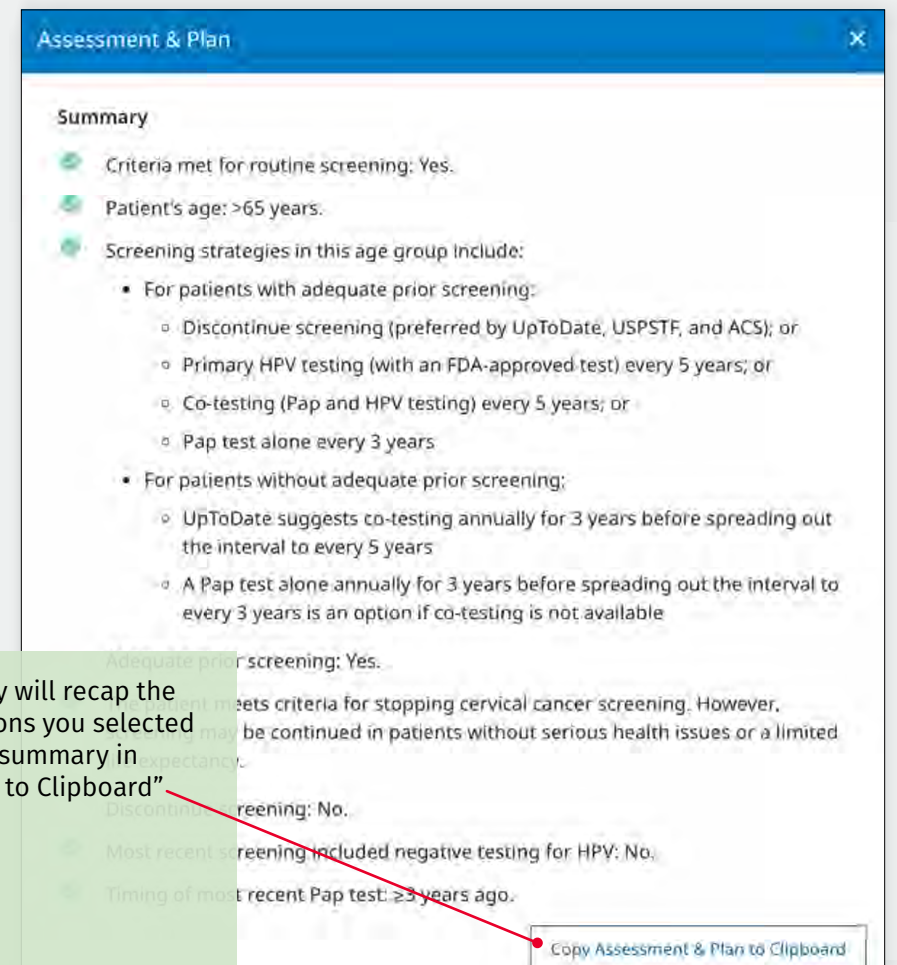
Navigate individual pathways using the dynamic pathway on the left or answering questions on the right panel.

Direct links to supporting references in UpToDate topics and Lexicomp® drug information.

Relevant clinical and patient education topics are available at the end of each pathway.

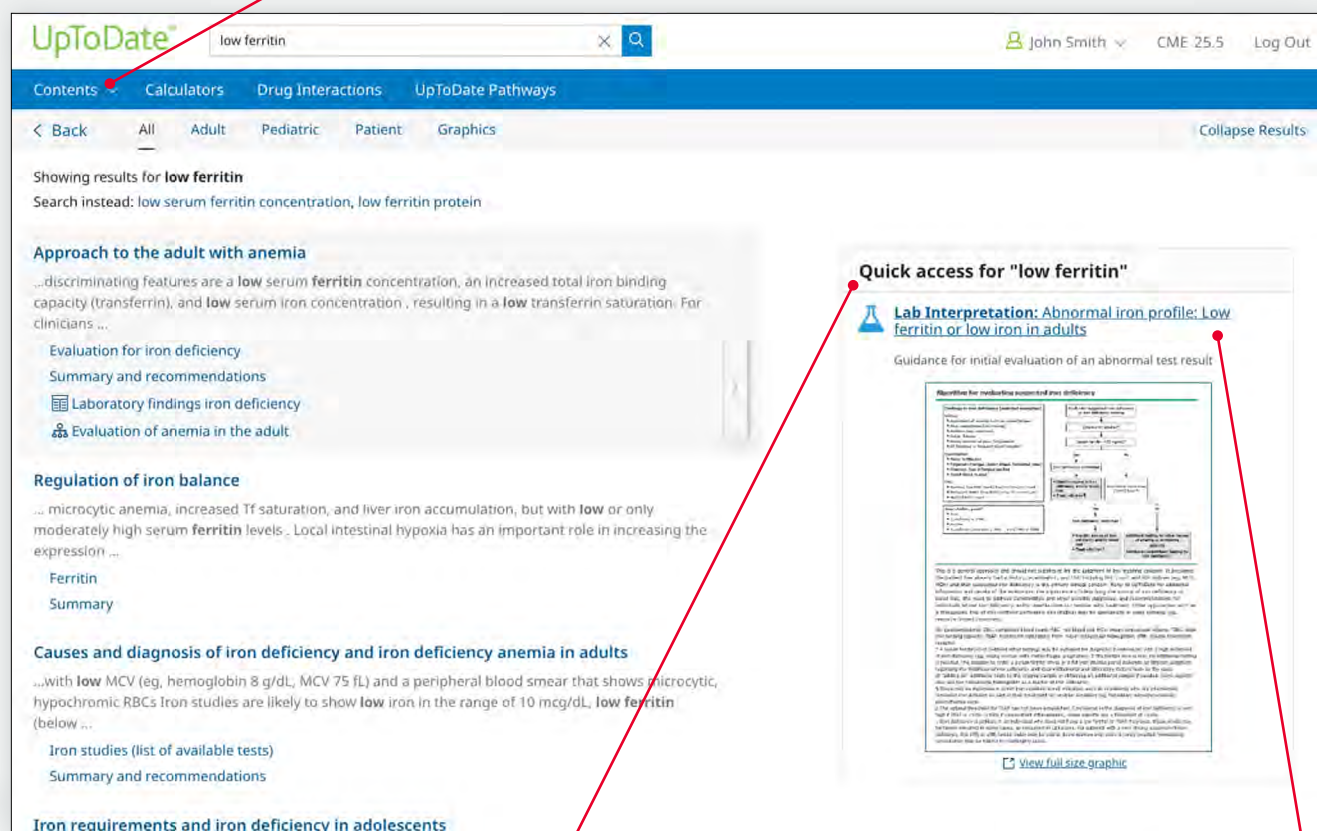
At the end of a pathway, a summary will recap the recommendations, orders and actions you selected along the way. You can include the summary in the medical record using the "Copy to Clipboard" button. Included in the copy:

- Pathway Title
- Orders and Actions
- Decision Summary
- Date/Time Completed
- Link to Pathway
- Unique Session ID



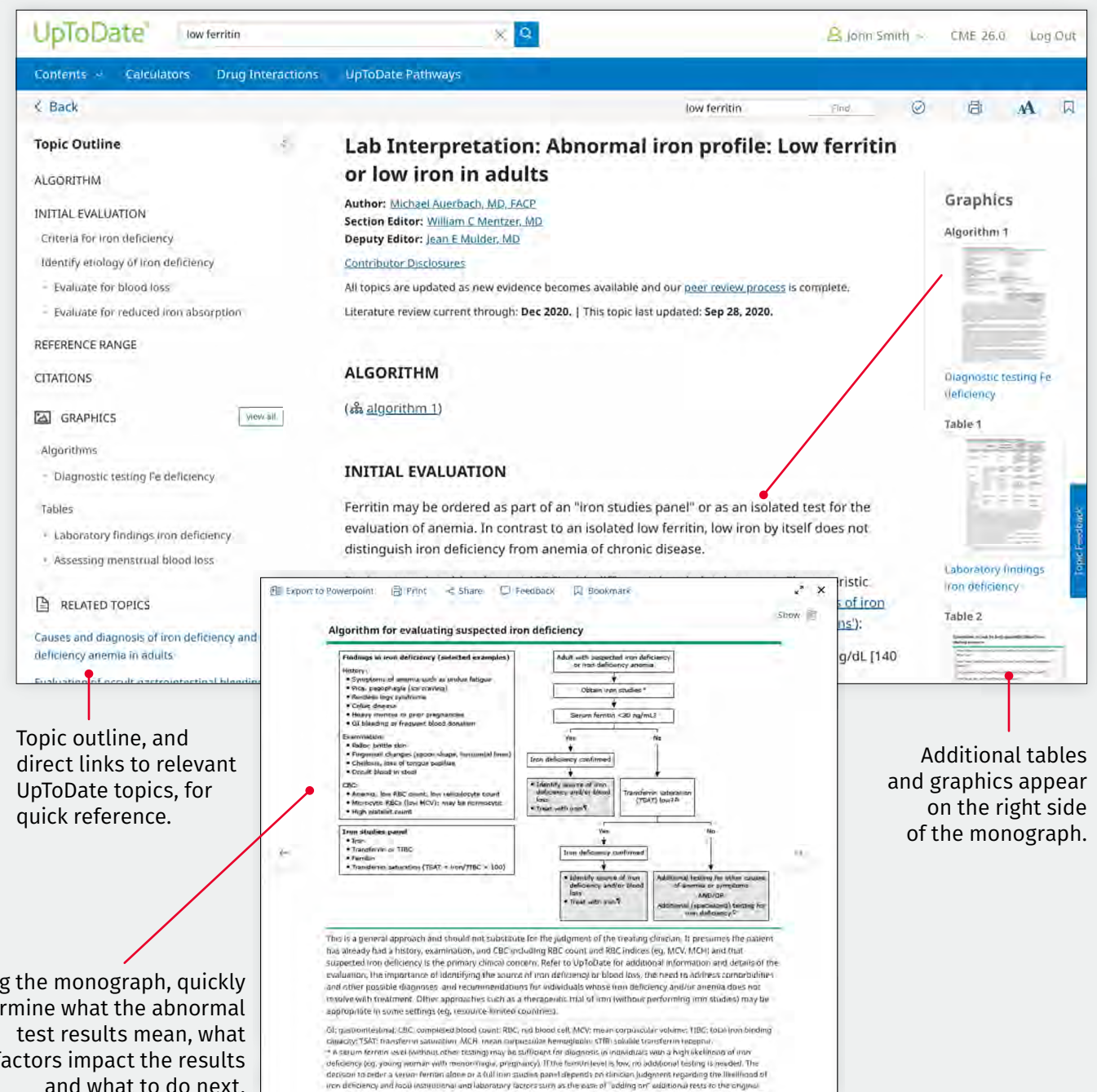
Lab Interpretation™

See "Contents" drop-down menu to view full list of Lab Interpretation.



If a Lab Interpretation monograph is available for your search, it will appear in the "Quick Access Panel."

Click on the title to open a quick view of the Lab Interpretation monograph.



Topic outline, and direct links to relevant UpToDate topics, for quick reference.

Using the monograph, quickly determine what the abnormal test results mean, what factors impact the results and what to do next.

Additional tables and graphics appear on the right side of the monograph.

→ Contact Us

Customer Support

To reach customer support for **individual subscribers or users at an institution**, please contact:

EMAIL

customerservice@uptodate.com

PHONE

US/CAN: tel 1.888.550.4788

All other countries: tel +31 172 641440

You can also find answers to Frequently Asked Questions in the UpToDate Support Knowledge Center (go.uptodate.com/knowledge-base).



Wolters Kluwer